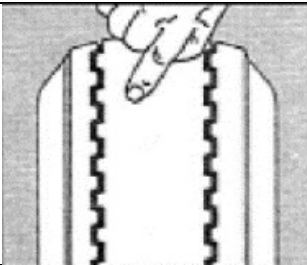
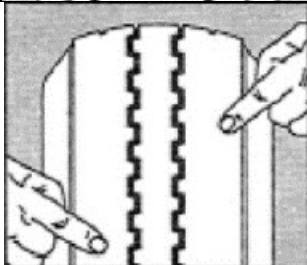
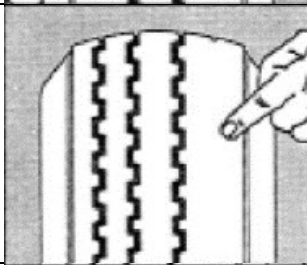
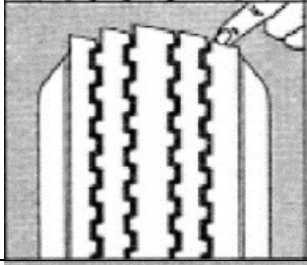
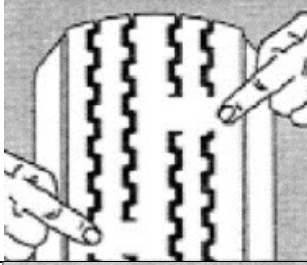
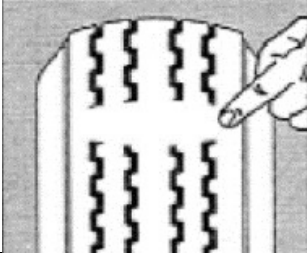


	Condition	Possible Cause	Remedy
	Even Centre Wear	Over Inflation	Check & Adjust Pressure When Cold
	Inside & Outside Wear	Under Inflation	Check & Adjust Pressure When Cold
	Smooth, Side Wear – One Side	Loss of Chamber or Overloading	Check & Unload As Necessary Have Alignment Checked
	"Feathering" Across The Face	Axle Not Square To Frame Or Incorrect Toe In	Square Axels Have Alignment Checked
	Cupping	Loose Bearings Or Wheel Balance	Check Bearings Adjustment And Wheel & Tyre Balance
	Flat Spots	Wheel Lockup	Adjust Brakes